



Accounts of The Friends of Llanfrechfa Grange  
Walled Garden – 30 September 2017



## Executive summary

The friends of Llanfrechfa Grange Walled Garden had a surplus of £9,438 (2016; £8,603) in the period January to September 2017.

Cash at 31 September 2017 was £11,097 (2016; £8,603).

Income for the period January to September 2017 was £10,885 (2016; £9,393), expenditure for the period was £1,446 compared to £790 in the prior period.

# Summary financials

## Balance sheet

| Balance sheet as at 31 September 2017 |               |              |              |              |
|---------------------------------------|---------------|--------------|--------------|--------------|
| £'s                                   | 2017          | 2016         | Movement     |              |
| Cash and Bank in Hand                 | 11,097        | 8,603        | 2,494        | 29.0%        |
| <b>Net Cash</b>                       | <b>11,097</b> | <b>8,603</b> | <b>2,494</b> | <b>29.0%</b> |

## Income statement

| Income statement for the period 1 January - 30 September 2017 |              |              |            |            |
|---|--------------|--------------|------------|------------|
| £'s   | FY 2017      | FY 2016      | Movement   |            |
| Income  | 10,885       | 9,393        | 1,492      | 16%        |
| Expenditure   | (1,446)      | (790)        | (656)      | 83%        |
| <b>Net Income/(Expenditure)</b>                               | <b>9,438</b> | <b>8,603</b> | <b>836</b> | <b>10%</b> |

The cash book at 30 September 2017 was £11,097 (2016; £8,603), this was driven predominately by the donation from Autism Support Cymru of £8,936 received in September. Excluding the donation, the friends would have generated a surplus of £502.

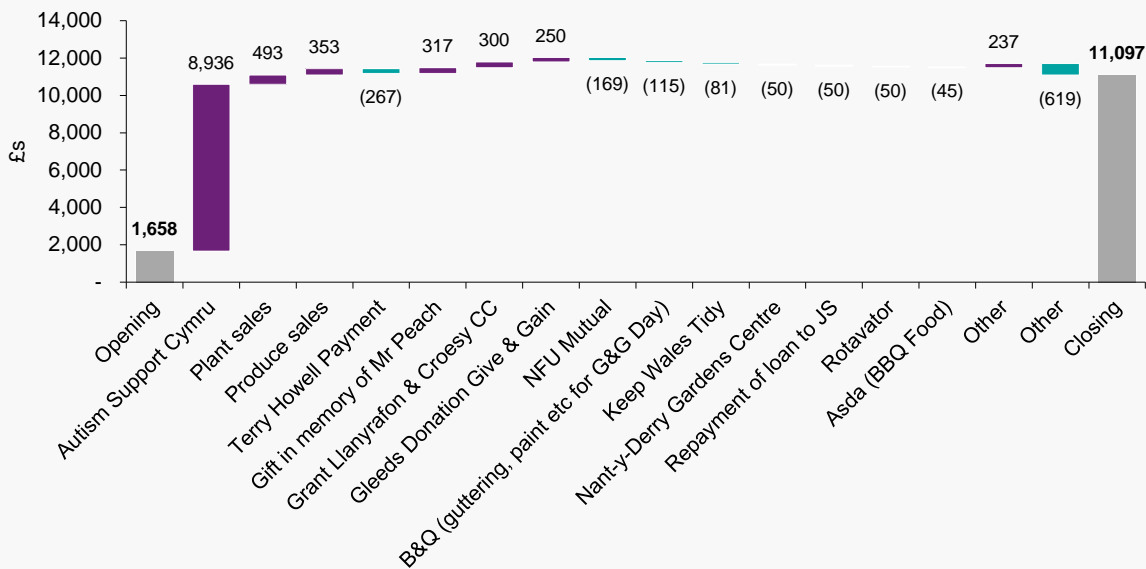
Revenue has been received from a number of streams throughout the period, the top five (excluding the Autism Support Cymru donation), being produce and plant sales, donations and grants.

From the revenue analysis on page 6 it is seen that the friends have no regular monthly income, instead cash is received from one off donations or seasonal produce and plant sales.

Expenditure during the period is made up of a few large one-off payments for works at the garden (e.g. Terry Howell - £267 in January and B&Q - £115 for the Give and Gain day) and insurance payments (£169). As with revenue, expenditure is irregular and on a needs basis and aside from the insurance payments of £18.82 a month, there are no regular monthly outgoings.

# Cash bridge

## Cash bridge (January - September 2017)



Cash at 1<sup>st</sup> January 2017 was £1,658 and this has increased through the period to 30<sup>th</sup> September 2017 by £9,438.

The main driver of the increase in cash in the period is the donation from Autism Support Cymru of £8,936.

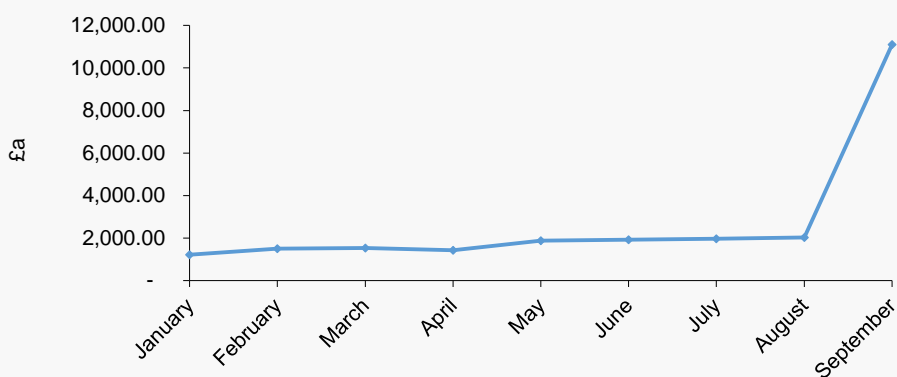
The remaining inflows of cash have been received through donations and grants (£867), plant sales (£493) and produce sales (£353). The other revenue is made up of small cash receipts (e.g. Chepstow fun day (£90)).

Outflows of cash have been made up of expenditure on the green house (Terry Howell payment in January of £267), NFU Mutual insurance payments and other small consumable purchases for the garden.

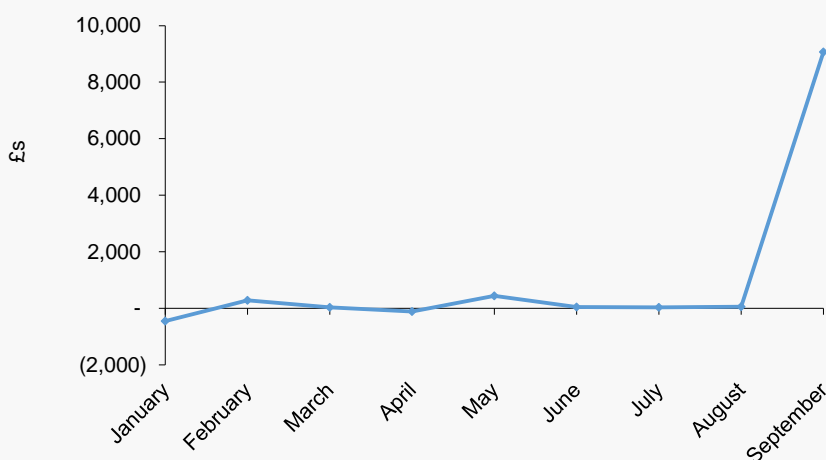
The cash receipts and outflows in the year have made a surplus of £9,438 and a cash balance at 30<sup>th</sup> September 2017 of £11,097.

# Cash analysis

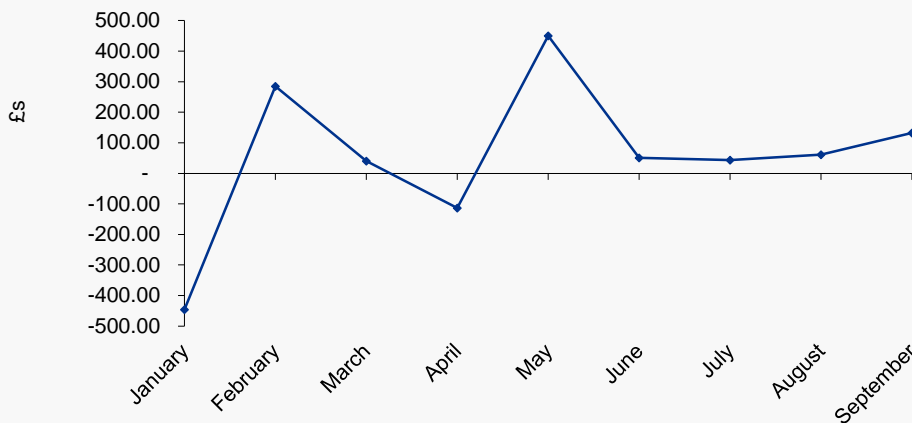
**Cash at end of month**



**Net cash in/outflow**



**Net of Autism Supprt Cymru**

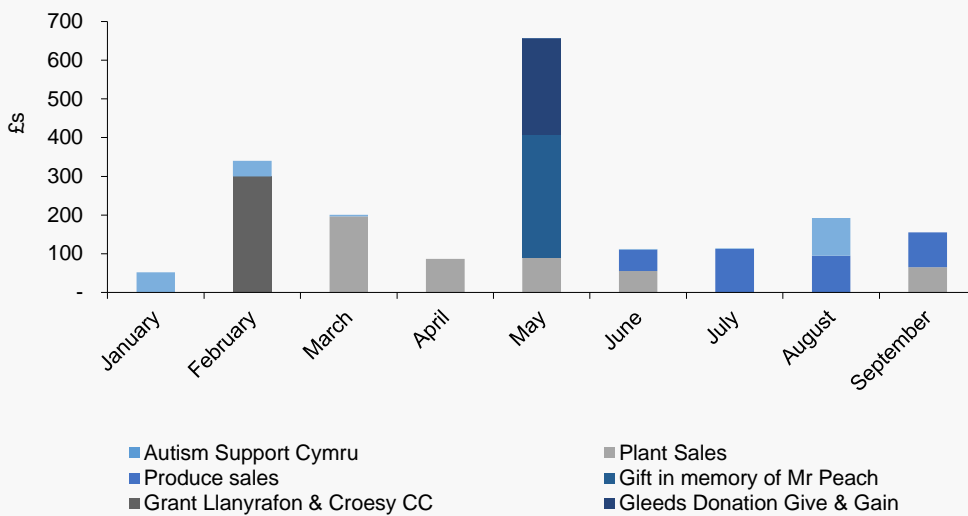


Cash at the end of each month stayed relatively constant for the first eight months of the year with an average month end balance of £1,737 (excluding the donation from Autism Support Cymru). With the donation included the average period end balance was £2,729. The cash balance was highest in September being £2,160 (excluding donation, £11,097 with) and lowest in January at £1,213.

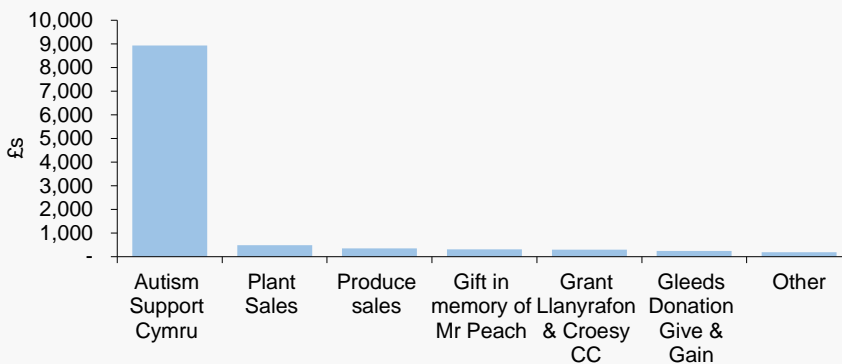
The net monthly cash movement for the first eight months fluctuated from a high of £450 in May and a low of (£446) in January. The average net monthly cash movement was £56 inflow, excluding the Autism Support Cymru donation (£1,737 including).

# Revenue analysis

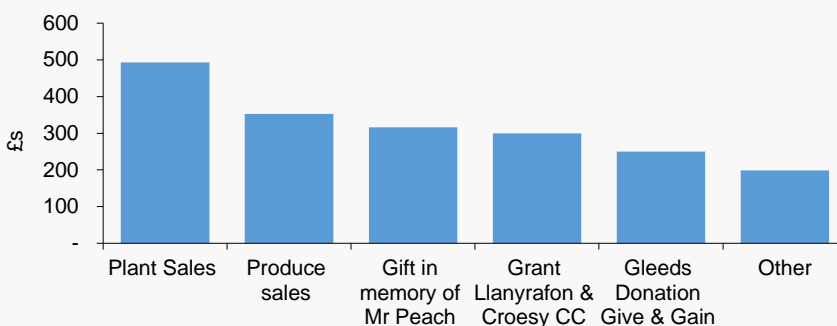
Revenue by stream and month - excluding Autism Support Cymru donation



Revenue streams



Revenue streams - excluding Autism Support Cymru donation



The revenue in the period has been significantly driven by the donation received from Autism Support Cymru in September. Excluding this receipt the main streams of income are from plant and produce sales (£493 and £353 respectively).

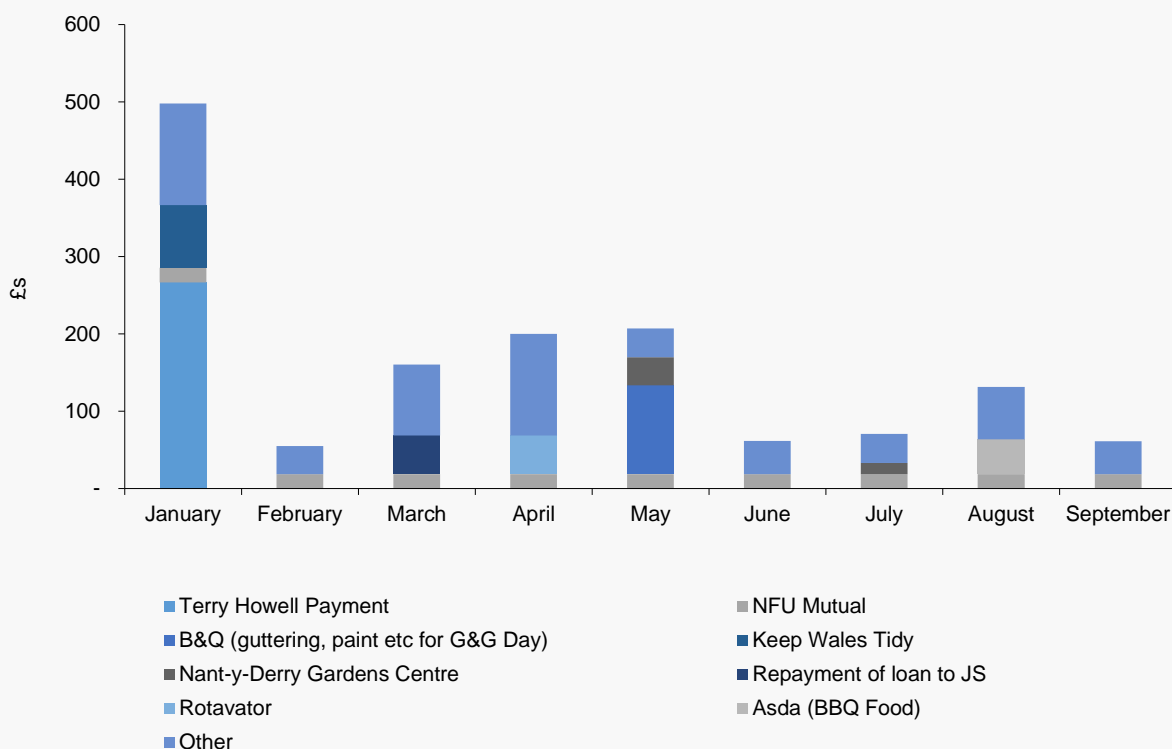
The income generated by sales is not received every month but is the friends most regular income generating an average combined monthly income of £94. With the Autism Support Cymru donation excluded, this income is 43% of the friends revenue.

Donation and grant income is a significant stream for the friends accounting for 91% of income. With the Autism Support Cymru donation excluded, this income accounts for 44% of revenue.

Average monthly income excluding all donations and grants is £119. Membership fees received in the period totalled £21, received in February and August (0.2% of the friends total income).

# Expenditure analysis

Expenditure by stream and month



Expenditure at the friends for the period was £1,446. This was driven predominately by large one of costs for the garden, insurance and small consumable purchases.

Average monthly expenditure was £121 for the period January to September. The friends have no large regular monthly payments, insurance costs are the only constant expense at £19 per month.

Expenditure is driven by a need to spend policy and as noted above is made up of garden consumable and supplies.